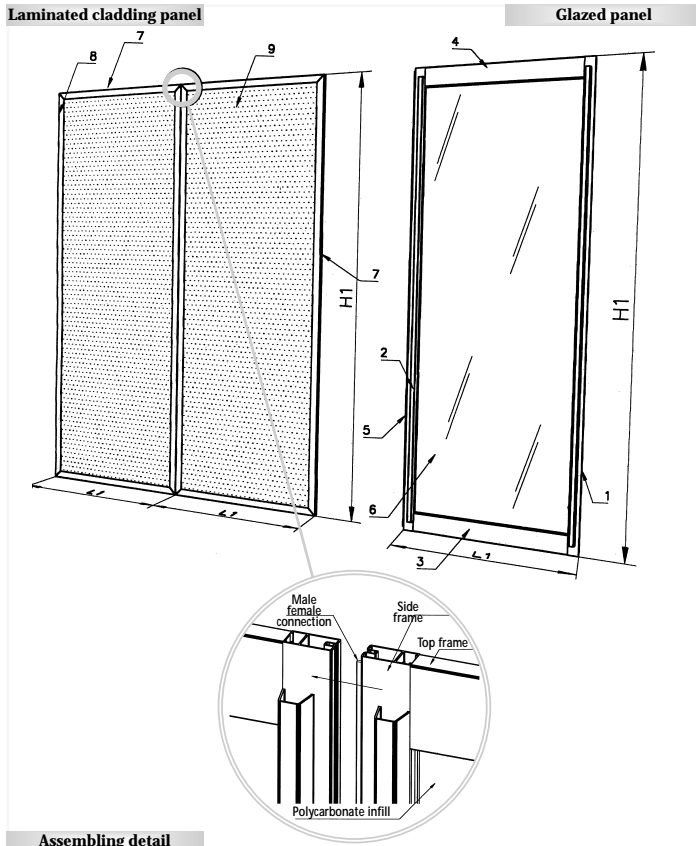
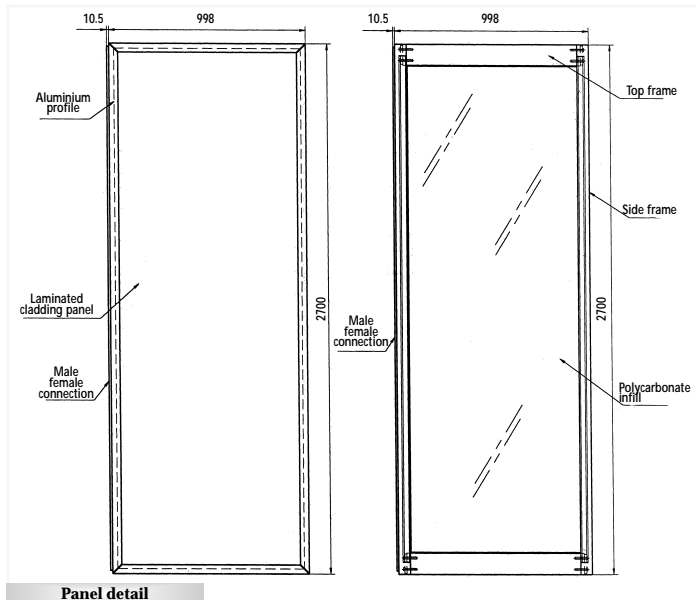


SOLID SIDES

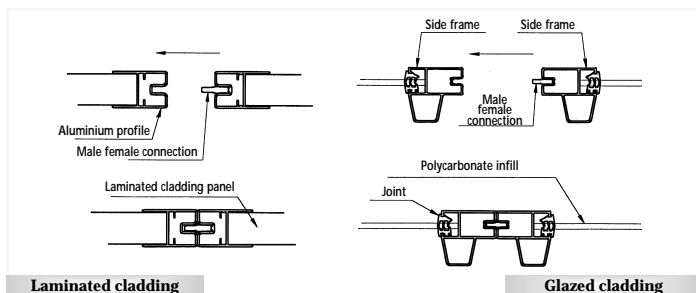
Laminated cladding panel Glazed cladding



Assembling detail



Panel detail



Laminated cladding

Glazed cladding

Specifications

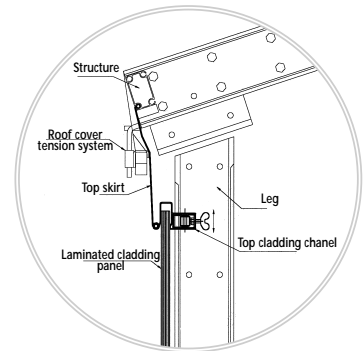
	Diagram ref	Ht 2.70 m	Ht 3.70 m
Right side frame	1	60/60	
Left side frame	2	60/60	
Bottom frame	3	108/30	
Top frame	4	108/30	
Male female connection	5/8	22/5	
Polycarbonate infill	6		
Aluminium profile	7	45/30	
Laminated cladding panel	9		
Exterior width	L1	1 m	
Exterior height	H1	2.70 m	3.70 m

Erection / Dismantling

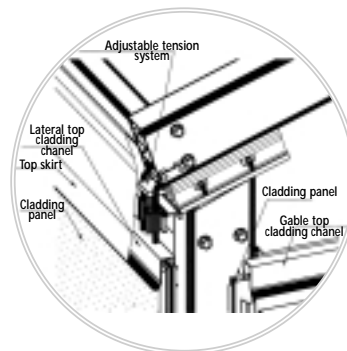
	20x50 m without ring beam
Number of people	4
Total duration of erection	2 days
Time saved for dismantling	20%

Packaging

	Laminated cladding panel		Glazed panel	
	1x2.70 m	1x3.70 m	1x2.70 m	1x3.70 m
Weight without packaging	17 kg	23 kg	28 kg	38 kg
Full load lorry transport	12 racks of 3.70 m panels or 16 racks of 2.70 m panels			
Description of packaging	Frame in bundles, loose or on rack Laminated cladding panels in rack (30 panels) Glazed cladding panels in rack (21 panels)			



Top skirt detail



Top cladding channel detail